













# Speech-Language Activity










Linda Burmeister, M.Ed., M.S. CCC-SLP










Sharon Draper, M.Ed. SLP Assistant










## Frog on a Lily Pad – Recipe








     
Frog on a Lily Pad








         
You need: English Muffins, 1 cucumber, cream cheese, blue food coloring, gummy frogs

1.           
1. Slice 1 English muffin in half and give half to a friend.

2.           
2. Slice the cucumber and mix the blue food coloring into the cream cheese.

3.           
3. Spread the blue cream cheese on the English muffin to look like water.

4.         
4. Put 1 cucumber slice on top for the lily pad then add 1 gummy frog.

5.         
5. Have a taste. It is fun to eat.

# Frog on a Lily Pad - Photos

